

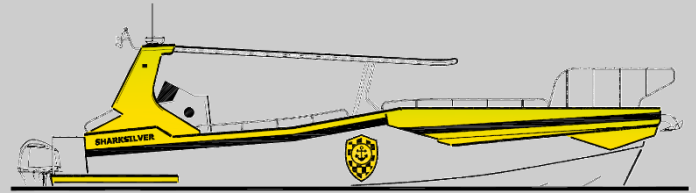
## MAIN PARTICULARS

- Length overall: 13.80m
- Length between perpendiculars: 12.90m
- Beam: 3.75m
- Design draught: 0.61m
- Scantling draught: 0.70m
- Deadrise aft: 18°
- Displacement: 10000kg
- Max. power: 2x 400hp
- Max. speed: 35kn
- Cruise speed: 20kn @ 80% MCR
- Passengers: 38pax
- Crew: 2pax
- Design category: Zone 2 | Cat. B



NAVAL ARCHITECTURE  
MARINE ENGINEERING

c/ Averroes 4, 28224 Pozuelo de Alarcón | Spain  
T: (+34) 912-877-790 | M: (+34) 655-638-630  
W: www.c2-na.com | E: info@c2-na.com



## **C2 | 038 – FERRY COLOMBIA**

This particular Fast Passenger boat is designed as per Owner requirements to be used in Colombia waters for the transport of passenger in Santa Marta waters.

All the design and the construction of this boat are made by aluminum AL 5083 H111 and AL 6005 T6.

This boat has a total length of 13.8m and a capacity of 38 passenger and 2 crew members. Its beam of 3.75m offers an extra stability for this boat.

The maximum power to be installed in two outboards of 400hp each, permitting a sailing over 30kn at full load.

A forward electric thruster is installed in order to maintain a good maneuverability.

Its wide range is possible thanks to its twin fuel tanks with a total capacity of 700 liters.

The forward shell area of the boat is properly reinforced in order to permit to beach in sandy coasts for the embarkation and disembarkation of the passenger through a forward ramp.

Seating area is arranged over the deck through 3x and 2x passenger aluminum benches besides individual type.


In order to guarantee a comfortable and a safety sailing, the boat is designed with plenty of stowage area. All forward area is dedicated as storage area. Each bench has its own storage area underneath.

The console is located aft and arranged in a high level over the main deck in to get a free navigation vision considering all cargo situations and expected trims.

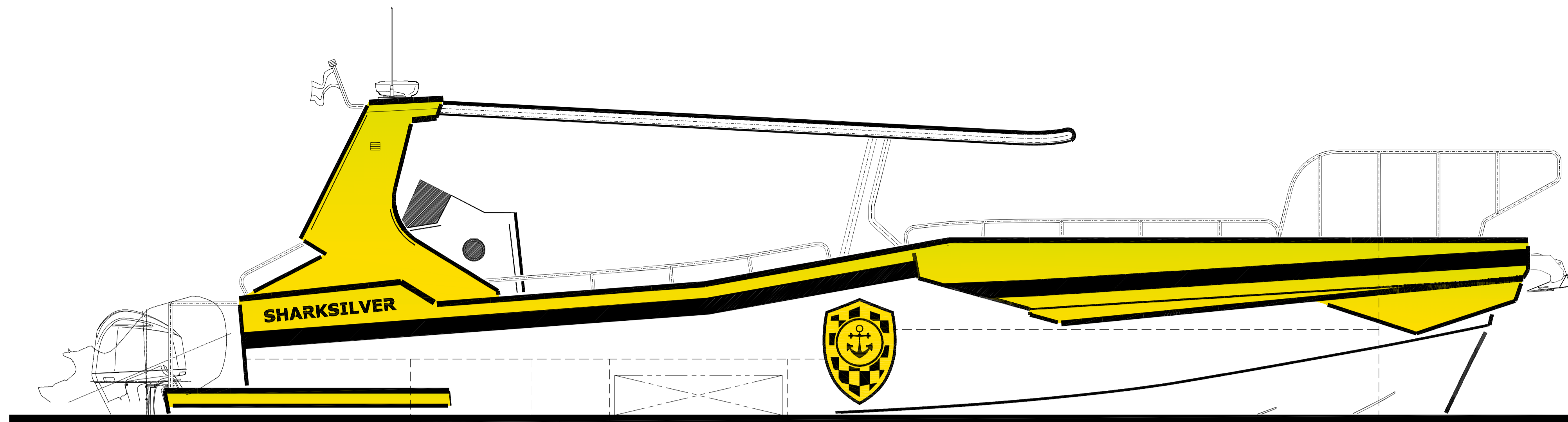
A complete marine WC and basin is located under the console with forward access from the main deck.

The aft platform is equipped by individual swimming ladder located on each side of the outboard engines.

All passengers are protected through a height bulwark and a bimini which protects a wide area of the passenger deck.



C2-042 | FERRY COLOMBIA



TECHO ARCO  
3810mm ab. LB

CUB. EMBARQUE  
2375mm ab. LB

CUBIERTA PROA  
1470mm ab. LB

CUBIERTA POPA  
1170mm ab. LB

PLAT. BAÑO  
845mm ab. LB

ASEO  
530mm ab. LB

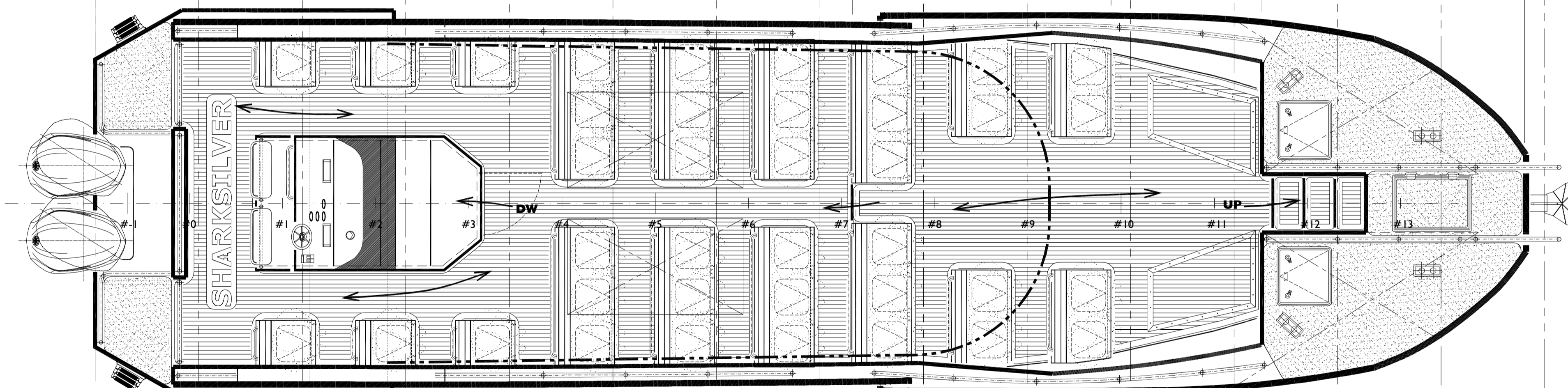
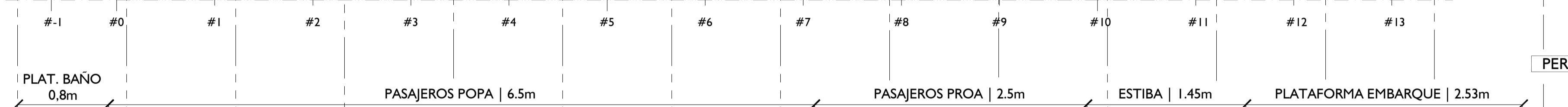
LÍNEA BASE

**NOTA LEGAL**

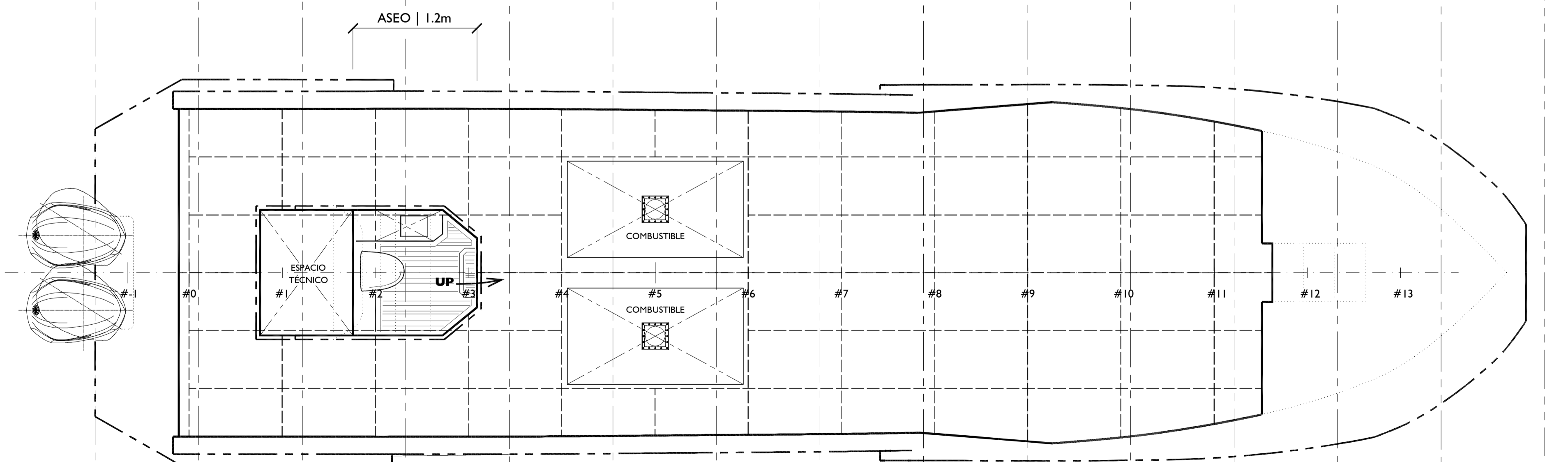
- 1 | El presente documento / plano es propiedad de C2 | NAVAL ARCHITECTURE & MARINE ENGINEERS (en adelante, C2), su copia, uso para construcción y/o divulgación a terceras partes no está permitida sin autorización expresa.
- 2 | El Astillero deberá verificar el contenido del mismo y notificará a C2 en caso de duda y/o posible discrepancia antes de su construcción.
- 3 | Cualquier modificación sin autorización expresa por parte de C2 será bajo responsabilidad del Astillero.
- 4 | Los pagos por el uso del presente documento / plano y toda la información perteneciente a este Proyecto, es considerada por "Licencia de Uso" para una unidad, salvo documento expreso.
- 5 | Ninguna construcción adicional deberá iniciarse sin los pagos correspondientes y sin consentimiento por parte de C2.

**CARACTERÍSTICAS PRINCIPALES**

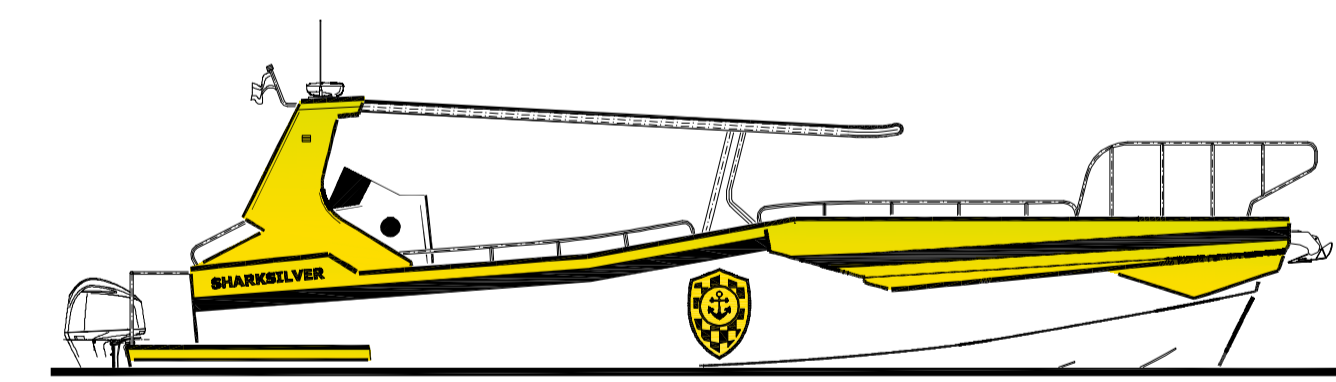
Eslora total	13.80 m
Longitud entre perpendiculares	12.90 m
Manga	3.75 m
Altura	2.38 m
Calado de diseño	0.61 m
Calado de escantillonado	0.70 m
Desplazamiento (Td)	10000 kg
Categoría de diseño (CE)	Zone 2   Cat. B
Coefficiente de bloque	0,60
Potencia máxima	2x 400hp
Pasajeros	38 pax
Tripulación	2 pax
Velocidad máx.	30 kn
Velocidad de crucero	18 kn @ 80% MCR



CUBIERTA PRINCIPAL  
1170mm ab. BL



DOBLE FONDO



03	20200114	MCC	20200114	MCC	Actualizado según comentarios Astillero
02	20191016	MCC	20191016	MCC	Actualizado según comentarios Astillero
01	20190531	MCC	20190531	MCC	Actualizado según comentarios Astillero
Rev.	Date	Made by	Date	Approved by	Description

Project	<b>038</b>	<b>FERRY COLOMBIA</b>
Reference	<b>020</b>	<b>GENERAL ARRANGEMENT</b>
Scale	1:30	Format A1
Made by	MCC	Date 20190529
Revised by	MCC	Date 20190529

**C2** | **NAVAL ARCHITECTURE  
MARINE ENGINEERING**  
www.C2-na.com | info@C2-na.com | +34-912-877-790

| This drawing is the property of C2 | NAVAL ARCHITECTURE & MARINE ENGINEERING (hereinafter, C2). It should not be reproduced or reproduced for any construction or shared with third Parties without a written authorisation. Builder should check the content of this drawing and advise the C2 in case of any discrepancies prior of any construction. All modifications done by Builders without specific written authorisation are carried out under their exclusive responsibility.  
| Este plano es propiedad de C2 | NAVAL ARCHITECTURE & MARINE ENGINEERING (en adelante, C2). Su contenido no debe ser reproducido, adaptado a una nueva construcción ni compartido con terceras Partes sin autorización escrita. El Constructor deberá comprobar el contenido del presente documento y avisar a C2 en caso de discrepancia. Toda modificación realizada por el Constructor sin autorización expresa, será considerado bajo su responsabilidad.